
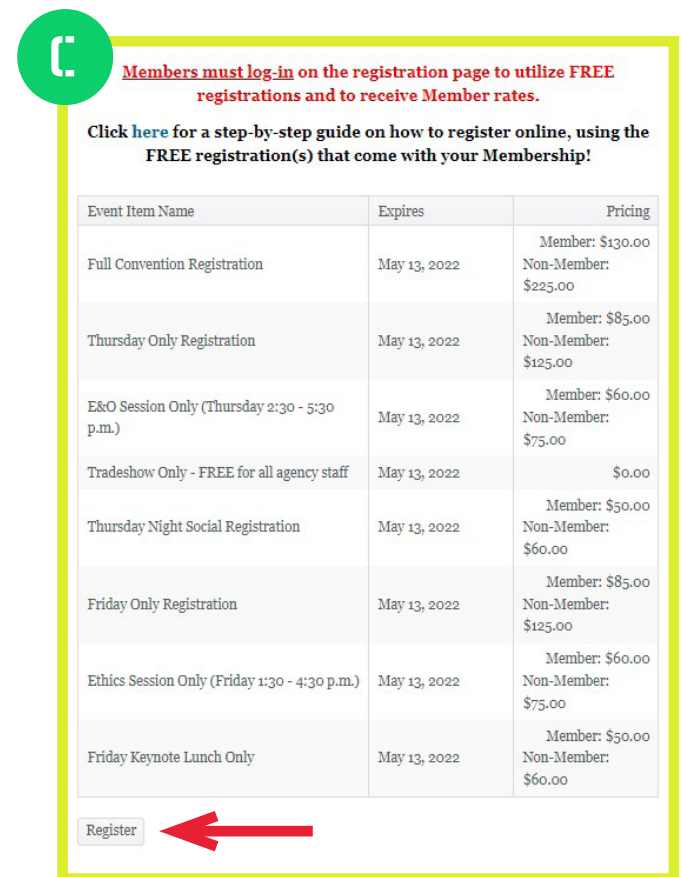
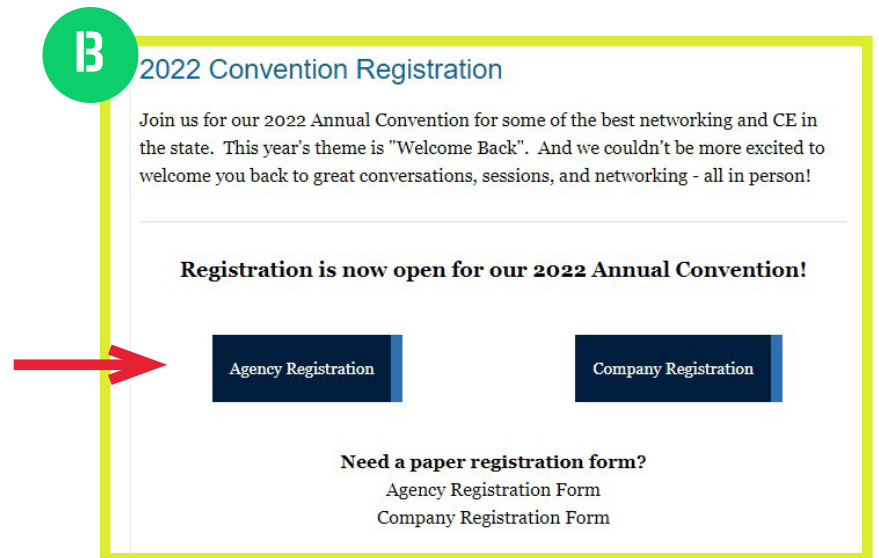


# How to get registered online for Convention... and use your **FREE** registrations!



1. Go to [www.PIAIndiana.com](http://www.PIAIndiana.com)
2. Hover over **Education & Events**
3. Go to **Annual Convention**
4. Then click on **2022 Registration**



D

2022 PIA of Indiana Convention - COMPANY REGISTRATION  
Thursday, May 12, 2022 9:00 AM

Log In

Registration Contact  
Select Items  
Attendees

Registration Contact

Log in above for faster registration and special pricing

Organization Name \*

First Name \*

Last Name \*

Email \*

Address \*

5. Click the **Login** button - you must login here to receive your free registration(s) and discounts on additional registrations!

*\*If you do not have your login information, still click the login button and there will be an option to reset your password.*

E

2022 PIA of Indiana Convention - AGENT REGISTRATION  
Thursday, May 12, 2022 9:00 AM

Registration Contact  
Select Items  
Attendees

Attendee #1  
Payment Info

Payment Info

Promo Code

Use Member Benefits

Benefit Quantity Remaining 2

Quantity To Use

Full Convention Registration:	\$130.00
1 x \$130.00	
Amount	\$130.00
Benefits Applied	-\$130.00
Tax Amount	\$0.00
<b>Total Amount</b>	<b>\$0.00</b>

6. The system will walk you through the registration process. On the last page, Payment Info, there will be the option to **Use Member Benefits.**

7. Select **Full Convention Registration.**

8. Select a **Quantity To Use** (Example: 1).

9. Select **Apply**

10. Hit the **Save** button at the bottom. Once your registration is complete, you will receive a confirmation email.

**We can't wait to see you in May!**